CD Sheet Music™

Sevcik

School of Violin Techniques, Op. 1

Book 4: Exercises in Double Stops

Octaves.

Practise both détaché and legato.



★)Siehe Ersten Teil № 23-26, und Zweiten Teil № 10, 19, 28.

★)See Part First, Nos. 23 to 26, and Part Second, Nos. 10, 19, 28.



CD Sheet Music



2.



CD Sheet Music


IV & III
III & II
IV & III
III & II
III & II
II & I
II & I
III & II
II & I
II & I
III & II
II & I



CD Sheet Music



3.

Saite
II.& I. Strings



CD Sheet Music



CD Sheet Music



CD Sheet Music

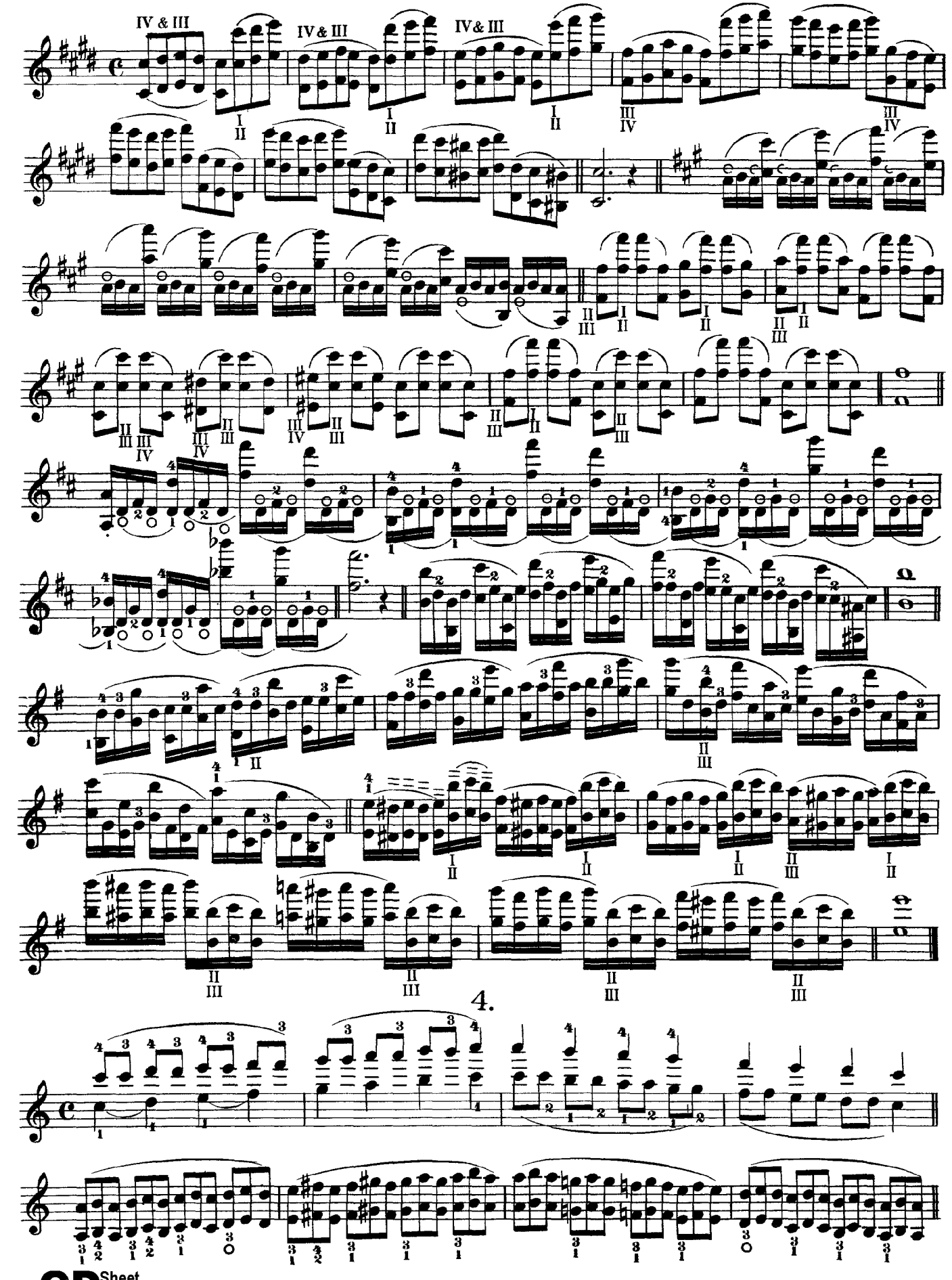
IV & III
IV & III
IV & III
4.



CD Sheet Music



CD Sheet Music



CD Sheet Music

5.

Terzen. Thirds.



CD Sheet Music



CD Sheet Music

6.



CD Sheet Music



CD Sheet Music

7.



CD Sheet Music



CD Sheet Music

8.





CD Sheet Music™

9.



10.

Sexten. | Sixths.



CD Sheet Music



CD Sheet Music



CD Sheet Music

11.



CD Sheet Music

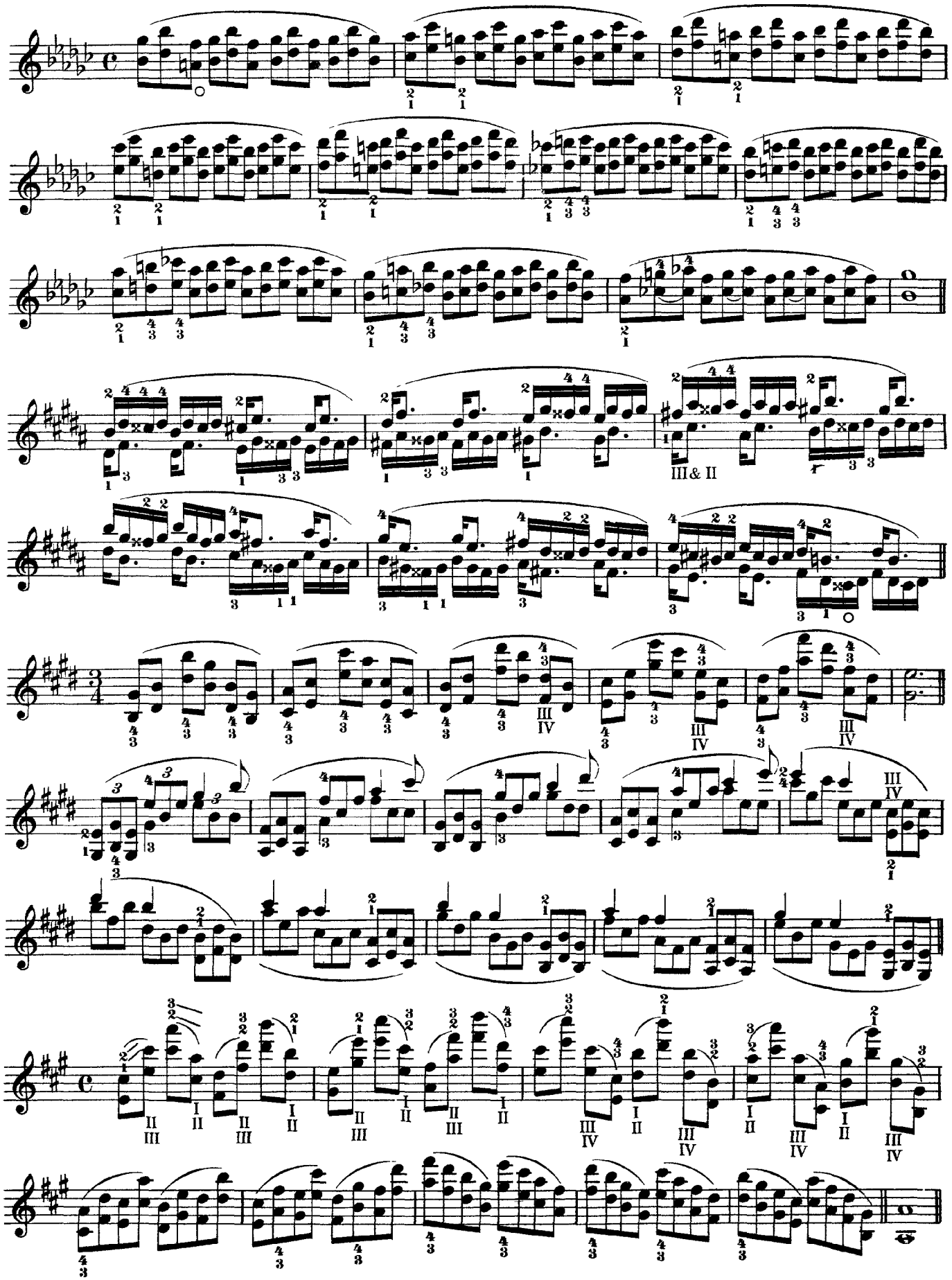

CD Sheet Music



12.

Dezimen. Tenths.





CD Sheet Music



CD Sheet Music

13.



14.



CD Sheet Music



15.



CD Sheet Music



16.



CD Sheet Music



CD Sheet Music

17.


1.
2.
3.
segue
segue
segue
segue
segue
segue
IV. III.& II. Saite Strings
IV III & II
IV III & II
segue
segue
segue


IV, III & II
I
II
III
I
II
III
IV III & II
I
II
III
I
II
III
I
II
III
segue

18.



CD Sheet Music

19.

Übungen im Pizzicato der linken Hand (+).

Exercises on the Pizzicato for the left hand (+).



CD Sheet Music

20.

Die Finger, mit denen die Saite gekniffen wird, sind mit römischen Ziffern bezeichnet.

The fingers plucking the strings are indicated by Roman numerals.



CD Sheet Music



CD Sheet Music

21.

Übungen in Flageolettönen.
Tonleitern.

Exercises in Harmonics.
Scales.



CD Sheet Music



22.



CD Sheet Music

23.

Dur-Tonleitern in Terzen. | Major Scales in Thirds.



CD Sheet Music



CD Sheet Music

In Sexten.—In Sixths.



In Oktaven.—In Octaves.

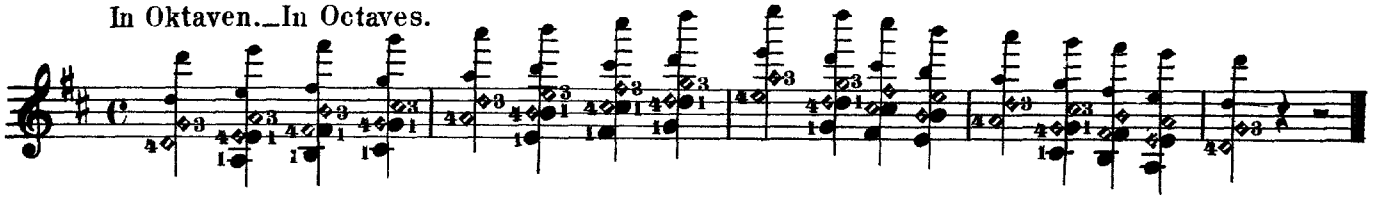

Mischungen von natürlichen und Flageolett-Tönen. | Alternation of Harmonics with stops of regular pitch.